


# TAKE CONTROL OF THE SUN



Sliding shutters and fixed louvres for sun control and complete privacy. A dedicated pneumatic punching tool guarantees quick and easy fabrication.

Taking control of the sun has never been so easy.

**HBS**

ALUMINIUM SYSTEMS



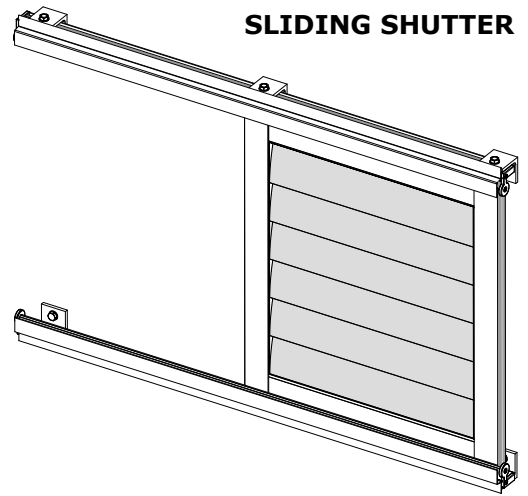
## - Sliding Shutters

### SPECIFICATION & USAGE

- Horizontally sliding shutters for exterior application.
- Sun control for Windows, Doors, Balconies and Verandas.
- Bottom rolling panels on ball bearing wheels.
- 1,2, and 3 track products are standard to suit most buildings.
- No upper limit for number of tracks or overall width.
- Height up to 2500mm. Panel width up to 1250mm.

### FABRICATION

- Pneumatic punch tool for screw holes and quick fabrication.
- Shutter blade distances can be set on the tool as required.
- Locking is by optional bolt lock in stainless steel.
- Durable end caps and panels stops are available in EPDM rubber.



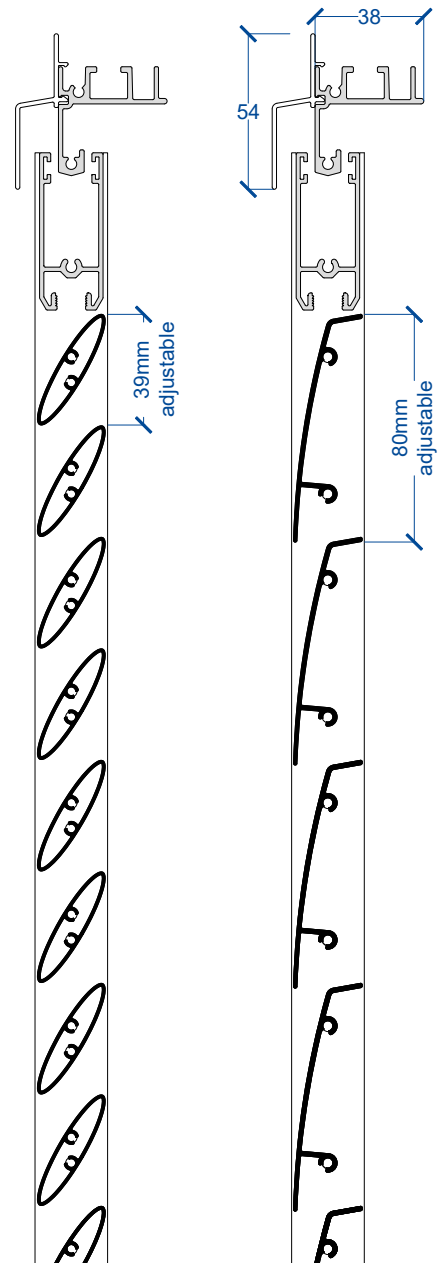
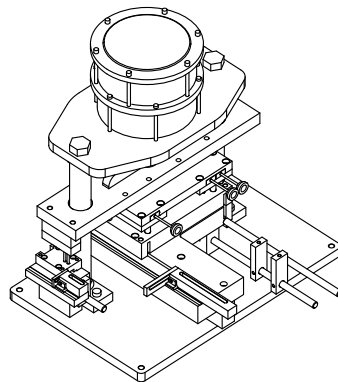
### CLOSED SHUTTER BLADE



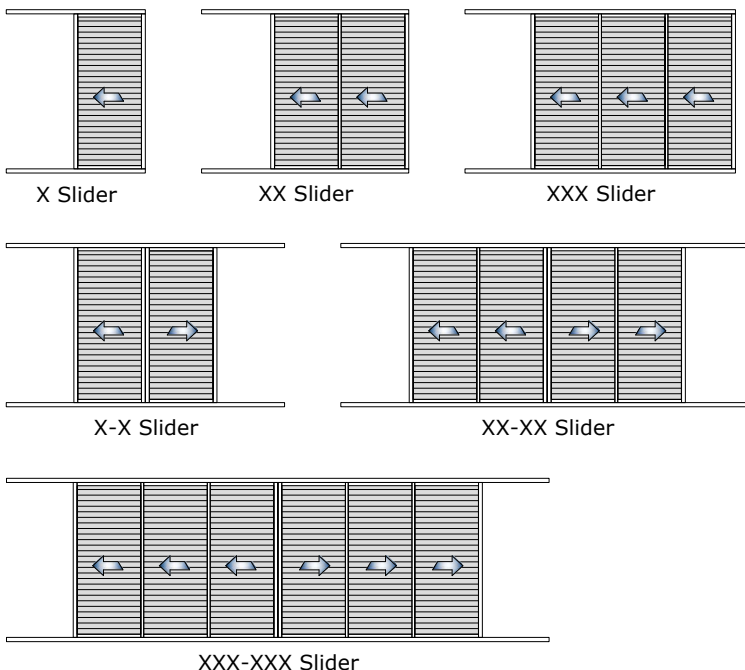
### OPEN SHUTTER BLADE



### PNEUMATIC PUNCH TOOL



### SHUTTER TYPES





## - Cantilever Louvres

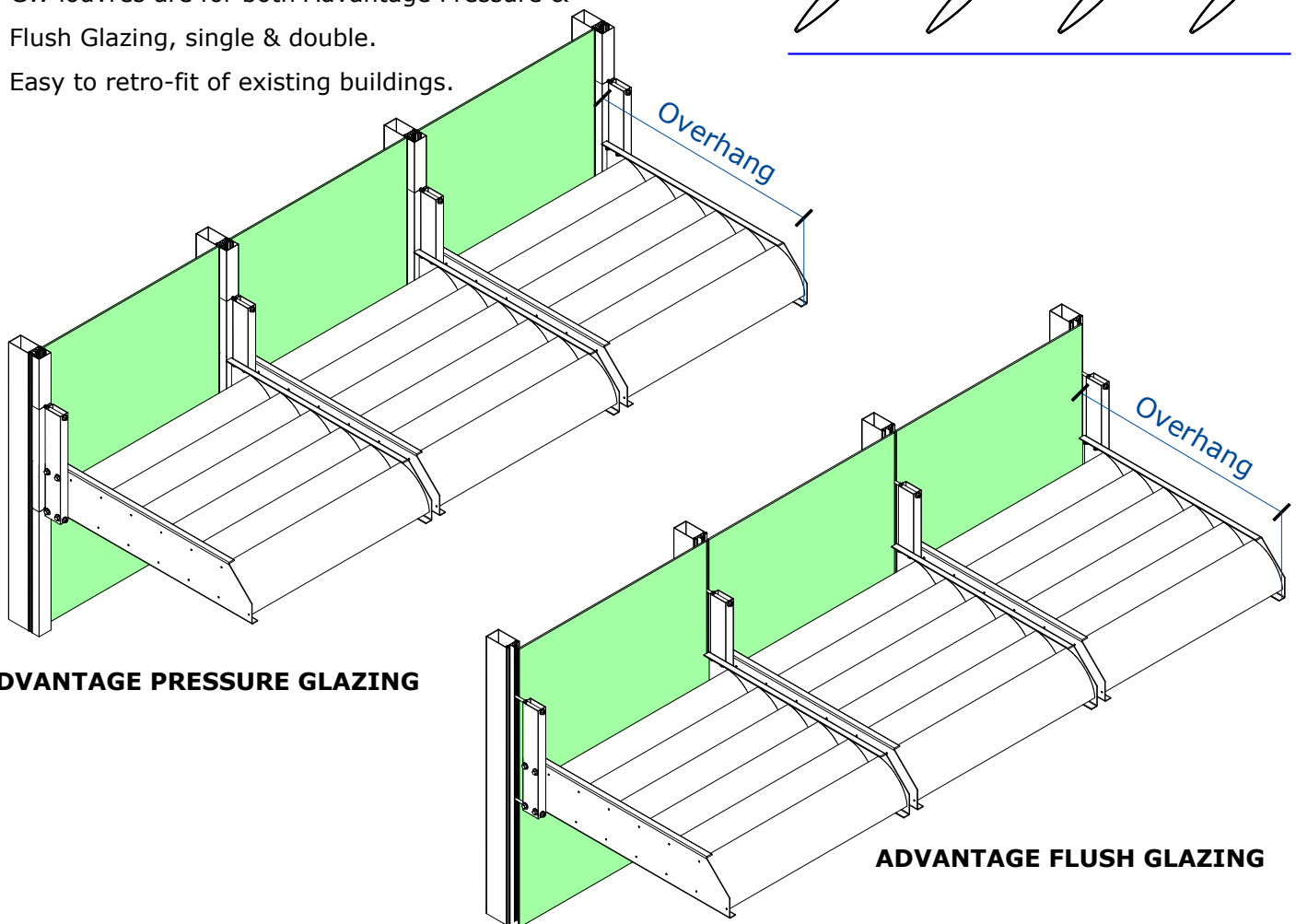

### SPECIFICATION & USAGE

- Cantilever mounted louvres to provide sun control, shade and comfortable living and working environments.
- 2 standard louvre blade shapes are available off the shelf.
- For usage on curtain walls and facades both inland and coastal conditions up to A4 (2500pa)
- Overhang from 600-2400mm and up to 2100mm mullion centre-to-centre distance.
- CW louvres are for both Advantage Pressure & Flush Glazing, single & double.
- Easy to retro-fit of existing buildings.

### OPEN-BACK SHELL BLADE



### CLOSED-BACK AEROFOIL BLADE



**ADVANTAGE PRESSURE GLAZING**

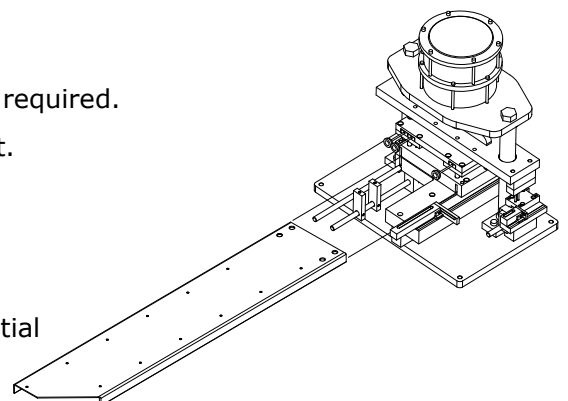
**ADVANTAGE FLUSH GLAZING**

### FABRICATION

- Arm profiles are pneumatically punched with the hole pattern required.
- Louvre blade distances can be set to provide more or less light.
- Stainless steel bolts & screws are offered for assembly.

### INSTALLATION

- Bolt & nut assembly of louvre posts allow for partial or sequential installation louvre panels as the facade is installed.
- Adjustable anchor blocks and anchor bolts provide for level and straight louvres on any elevation.



# REASONS WHY ARCHITECTS, FABRICATORS AND HOME OWNERS LOVE SUN CONTROL

## 1. THE PERFECT SUN CONTROL SOLUTION

Our external sliding shutters and cantilever louvres are the ideal solution to comfortable living in domestic and commercial spaces. In addition to offering privacy our sun control systems will guarantee energy and cost savings as air conditioning bills are reduced.

## 2. TESTED TO THE LIMIT

Cantilever Louvres are load tested to provide a safety factor of 2. This will satisfy a majority of inland and coastal applications.

## 3. SIMPLE AND ACCURATE FABRICATION

The pneumatic punching tool ensures precision fabrication and will consistently produce easier, cost-effective and top quality products.

## 4. LOCALLY STOCKED

Sliding Shutters and Cantilever Louvres profiles and hardware are available off the shelf, so no extended lead times. Place the order, choose the colour and you will be fabricating and installing in no time.

## 5. AVAILABLE IN QUICK QUOTE

Custom products can be quoted in Quick Quote. Material Orders, Cutting Lists, CAD Shop Drawings and Project Costings can be generated including all hardware required.